2011 Kia Truck Sorento 2WD V6-3.5L

Service Adjustment Procedure

Oil level Check

NOTE:
A check of ATF level is not normally required during scheduled services. If an oil leak is found, perform the oil level check procedure after repairs are completed.

CAUTION:
When checking the oil level, be careful not to enter dust, foreign matters, etc. from fill hole.

1. Remove the eyebolt (A).

Eyebolt tightening torque:
34.3 - 44.1 N.m (3.5 - 4.5 kgf.m, 25.3 - 32.6 lb-ft)

CAUTION:
The gasket of the eyebolt use new one.

2. Add ATF SP-IV 700cc to the ATF injection hole.

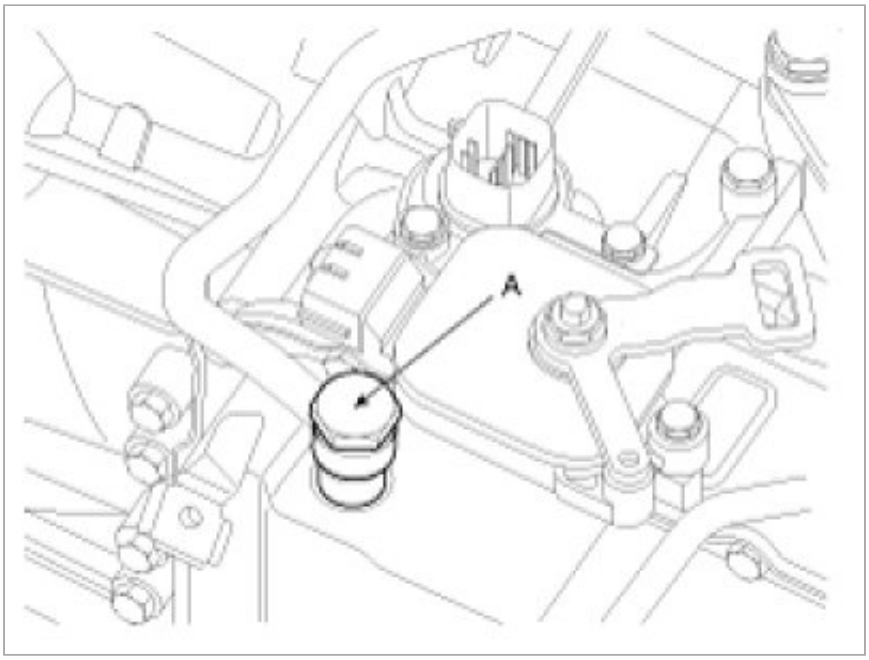

3. Start the engine. (Don't step on brake and accelerator simultaneously.

4. Confirm that the temperature of the A/T oil temperature sensor is 50 - 60°C(122 - 140°F) with the GDS.
5. Shift the select lever slowly from "P" to "D", then "D" to "P" and repeat one more at idle.

CAUTION:
Keep on each speed position more than 2 sec.

6. Lift the vehicle, then remove the oil level plug (A) from the valve body cover.

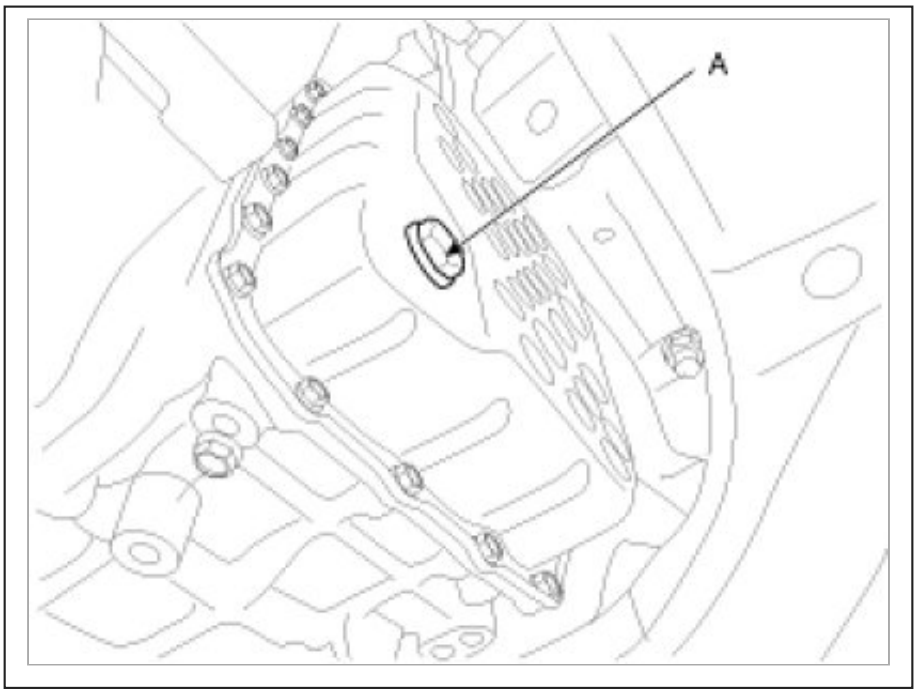

CAUTION:
At this time, the vehicle must be a horizontal state.

7. If the oil flows out of the overflow plug in thin steady stream, the oil level is correct. Then finish the procedure and tighten the oil plug.

NOTE:
Oil level check (excess or shortage) method

- Excess: Oil flows out in thick stream.
- Shortage: No oil flows out of the overflow plug.

CAUTION:
If there is no damage at the automatic transaxle and the oil cooler, the oil cooler hose, transaxle case, valve body tightening state are normal, ATF must drop out after performing above 1 to 7 procedures. After performing above 1 to 7 procedures, if the oil doesn't drop out, inspect the automatic transaxle system.

CAUTION:
The gasket of the oil level plug use new one.

Oil level plug tightening torque:
34.3 - 44.1 N.m (3.5 - 4.5 kgf.m, 25.3 - 32.6 lb-ft)

8. Put down the vehicle with the lift and then tighten the eyebolt.

Replacement

NOTE:
ATF of 6 speed automatic transaxle doesn't be replaced. But, if the vehicle is severe use or business use, replace ATF every 60,000 miles for severe usage.

Severe usage is defined as

- Driving in rough road (Bumpy, Gravel, Snowy, Unpaved road, etc)
- Driving in mountain road, ascent/descent
- Repetition of short distance driving
- More than 50% operation in heavy city traffic during hot weather above 32°C(89.6°F).
- Police, Taxi, Commercial type operation or trailer towing, etc

1. Remove the drain plug (A) and reinstall the drain plug after draining ATF totally.

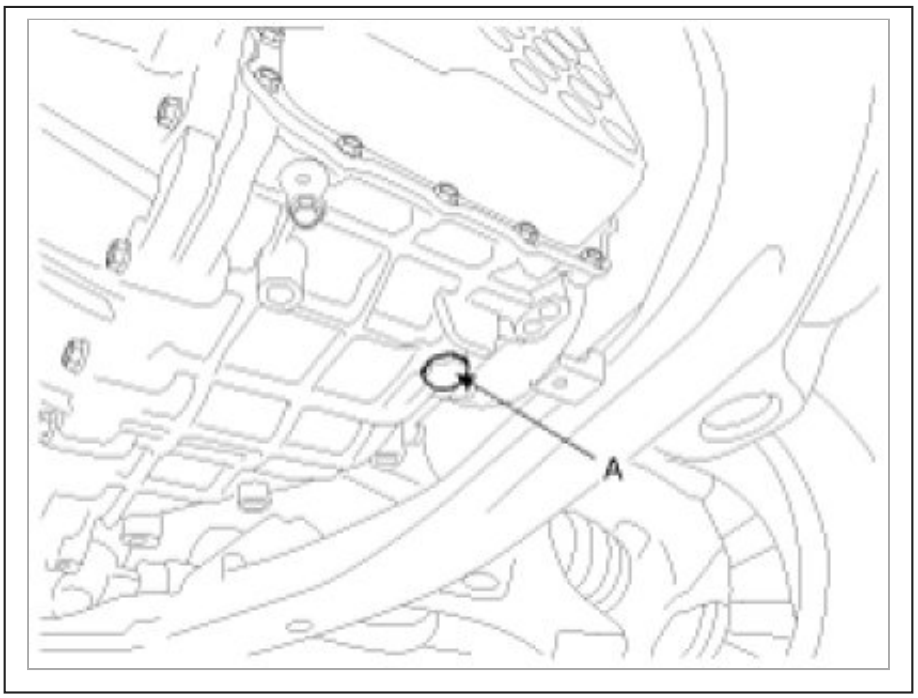

Drain plug tightening torque:
34.3 - 44.1 N.m (3.5 - 4.5 kgf.m, 25.3 - 32.6 lb-ft)

CAUTION:
The gasket of the drain plug use new one.

2. Fill the oil about 5 liters.
3. Check the oil level. (Refer to Oil level check procedure.)